



SP
PEELER

PRODUCT OPTIONS AND ACCESSORIES

- S58/569 Interceptor Tank - for SP Potato Peeler [pedestal mounted/2" BSP]
- A29/003 Lid Retaining Strap for SP/VQ Potato Peeler
- S61/168 Stand for SP Potato Peeler
- S58/570 Waste Ejector for SP Potato Peeler [2" BSP]

With a small footprint and quiet motor, the energy-efficient SP12 (1PH) peeler is ideal for medium and large kitchens with a single-phase power supply. Offering the speed and convenience of pre-prepared products, it has the power to peel up to 12kg of vegetables in two minutes - up to 220kg per hour - saving space and time. Simple and safe to operate, the floor-standing SP12 (1PH) has a low pedestal, for quick and easy discharge of potatoes.

Constructed from rust-proof stainless steel, the SP12 (1PH) is robust and low maintenance. Its corrosion-resistant cast aluminium plate has a thick grit layer to deliver effective peeling, whilst stainless steel cylinder liners can be replaced for longer life and lower cost.

PRODUCT FEATURES

- Able to peel 12kg of potatoes in 2 minutes - up to 220kg per hour
- Upright design with small footprint, ideal for medium and large operations
- Low pedestal for quick and easy discharge of potatoes
- Lubricated, heavy-duty gearbox makes peeling operation smooth and reliable
- Dual position waste outlets and smooth cylinder base for quick, easy cleaning
- Long-lasting, rust-proof plate and replaceable liners for effective peeling
- Suitable for kitchens with single-phase power supply
- WRAS-approved Class A air-break and brass spray nozzle to prevent water escape



WEIGHTS & DIMENSIONS

Width	530 mil
Depth	624 mil
Height	1109 mil
Weight	48.5 kg

SHIPPING DETAILS

Ship Width	68 cm
Ship Depth	57 cm
Ship Height	148 cm
Ship Weight	53.35 kg
Ship Method	Small Parcel (FedEx, UPS, DHL)
Shipping Package Type	Pieces
Shipping Origin Zip Code	LN6 3QZ, UNITED KINGDOM
Quick Ship Product	No

WATER, PLUMBING, AND DRAINAGE SPECS

Water Line Required	Yes
Water Connection Source Type	Water Main
Water Inlet Size	12 mm
Water Inlet Pressure Minimum	2.7 Bar
Water Inlet Pressure Maximum	3.8 Bar
Drain Line Required	Yes
Drain Location	Right or Left
Drain Outlet Size	54 mm

PRODUCT CERTIFICATIONS



ENERGY SPECS

Primary Energy Type	Electric	Electrical Plug Type	UK 3-Pin Plug
Electrical Total Amperage	6.2 A	Number of Electrical Plugs	1
Electrical Volts	230V	Electrical Connection Type	Cord and Plug
Electrical Total Wattage	370 W	Number of Electrical Conductor Wires	1
Electrical Kilowatts	0.37 kW	Dedicated Circuit Required	No
Electrical Phase	1-Phase	Electrical Remarks	Single

ADDITIONAL SPECIFICATIONS

Airbreak	Yes
Construction Materials	Stainless Steel
Control Type	On/Off
Hopper Load	12 kg
Motor Power	0.5 hp
Operator Safety Method	User Guide
Processing Capacity Per Hour	220 kg
Timer Type	Mechanical/Traditional Timer



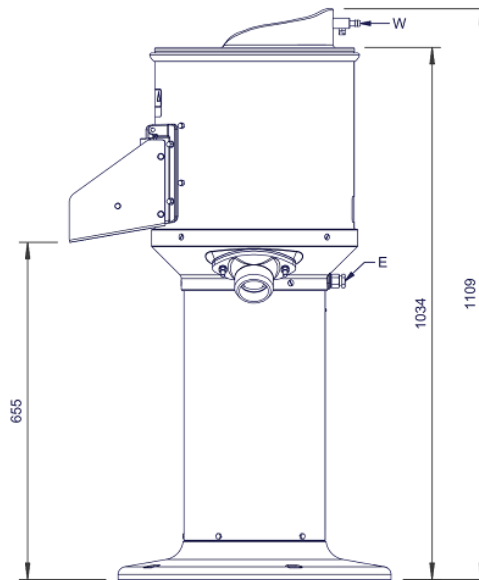
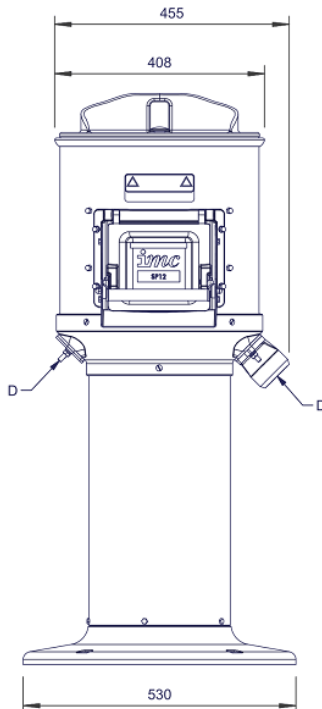
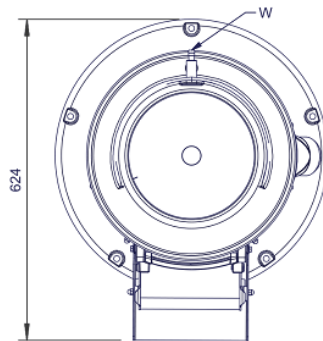
IMC SP12 FLOOR-MOUNTED POTATO PEELER - 1 PHASE - H 1120
MM - 0.37 KW

MODEL: F58/900

BIDDING SPECIFICATIONS (SHORT FORM SPECS)

Bidding Specifications Not Available.

TECHNICAL DRAWING



IMC reserves the right to modify specifications or discontinue models without incurring obligation. Dimensions nominal.

Document Auto-Generated
March 24, 2025

