

Technical data sheet for

GAS GRIDDLE 1200mm

GP518-B, GP518-CB, GP518-LS, GP518-RB

- Heavy-duty thermostatic gas griddle
- 20mm thick griddle plate
- Ribbed plate options
- Mirror chromed plate options
- Top weld sealed plates
- 31kW thermostatic burner system
- Separate left, centre, and right heat zones
- 3 models of base unit
- 1 model of ventilated refrigeration base with drawer/door options
- Rear rollers
- Stainless steel exterior
- Easy clean
- Easy service
- Fully modular



GP518-LS

Overall Construction

Griddle

- 20mm thick machined top plates standard
- Optional ribbed plate sections
- Optional mirror finish hard chrome plates
- 2.5mm thick stainless steel splash guards sides and rear
- 2.0mm thick grease channel
- Three 10.3kW 3 bar even heat burners with three thermostatic controls
- Full pilot and flame failure protection with piezo ignition
- Welded hob surround with 1.5mm stainless steel bull nose
- Side panels 1.2mm stainless steel
- Splashback 1.2mm stainless steel
- Enamelled control panel
- Stainless steel grease drawer
- Overlapping finish at front and rear of plate for easy clean

Bench mount (supplied as -B model)

- Four 63mm dia. heavy-duty 1.2mm stainless steel bench legs with adjustable feet
- Adjustable height 80mm - 105mm

Cabinet base (supplied as -CB model)

- Fully modular for match suite finish
- Double skin 0.9mm stainless steel interior and exterior
- Optional GN 1/1 4 position racking kit (1 or 2 cabinet bays)
- Up to eight 65mm GN 1/1 capacity
- 63mm dia. heavy-duty 1.2mm stainless steel legs with two adjustable feet at front and two rollers at rear

Leg stand (supplied as -LS model)

- Fully modular for matched suite finish
- Framed top for connection to Griddle
- 63mm dia. heavy-duty 1.2mm stainless steel legs with two adjustable feet at front and two rollers at rear
- Fully modular framed stand shelf with 0.9mm stainless steel finish
- Suitable for rear or through shelf gas connection to Griddle
- Quick assembly design

Refrigerated base (supplied as -RB model)

- Self contained suite matched modular base
- Ventilated system with R134a refrigerant
- -2° to + 8°C temperature (Tropical Climate rated)
- Two GN 1/1 drawers
- 100mm deep pan capacity
- Heavy-duty European telescopic drawer guides
- Magnetic drawer gaskets (replaceable without tools)
- 50mm fully foamed CFC free insulation
- Stainless steel exterior and interior
- Anti-corrosion treated evaporator
- No condensate drain required
- 63mm dia. heavy-duty 1.2mm stainless steel legs with adjustable feet
- Condensing unit removable through front of unit for service
- Easy clean interior

Controls

Griddle

- Separate left, centre, and right side heat zones
- Three 90-300°C thermostats
- Large easy use control knobs - heat resistant reinforced
- Easy view control settings on knobs
- Flame failure pilot burners
- Piezo ignition to each pilot burner
- Over-temperature safety cut-outs

Refrigerated Base

- Digital control electronic thermostat
- Automatic defrost
- Automatic evaporation of defrost water
- -2° to +8°C temperature range

Cleaning and Servicing

- All models with easy clean stainless steel external finish
- Plate is finished front and rear with overlap construction to remove cleaning traps
- Control service and gas conversion through front of unit
- Burner service requires plate removal
- Refrigerated Base condenser removable through front of unit

Technical data sheet for GAS GRIDDLE 1200mm

Specifications

Griddle

Burner

Three 3 bar chromed steel burners
Individual pilot, flame failure and piezo ignition

Gas power (gross)

31kW, 105,700 Btu/hr

Plate

Cooking surface 1192mm x 530mm, 6318cm²

Gas connection

R 3/4 (BSP) male
All units supplied with Natural and LP gas
regulator

Refrigerated Base

Type

Ventilated system

Refrigerant

R134a (160grams)

Climate classification

T - tropical

Electrical connection

220-240Vac, 50Hz, 1.8A, 1P+N+E
3 pin 13A plug cordset fitted

Dimensions

Bench models

Width 1200mm
Depth 812mm
Height 315mm
Incl. splashback 485mm

All models (excluding Bench model)

Width 1200mm
Depth 812mm
Height 915mm
Incl. splashback 1085mm

Packing data

Bench and Leg Stand models

0.72m³
Width 1245mm
Depth 870mm
Height 665mm

Cabinet Base and Refrigerated Base models

1.36m³
Width 1245mm
Depth 870mm
Height 1255mm

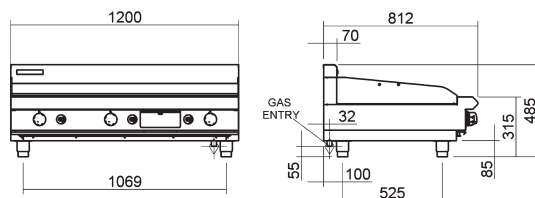
Gas types

Available in Natural gas and LP gas, please specify
when ordering
Units supplied complete with gas type
conversion kits

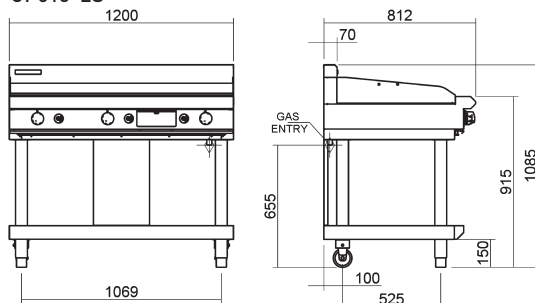
Options

Adjustable feet at rear
Joining caps
Castors
Ribbed plate options
Mirror chromed plate options

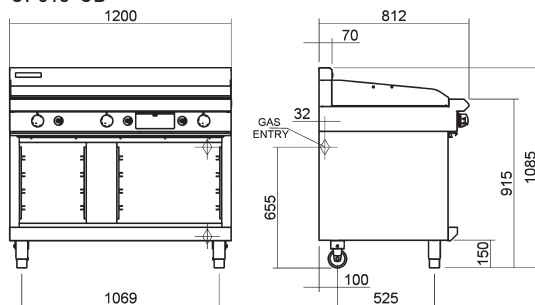
GP518-B



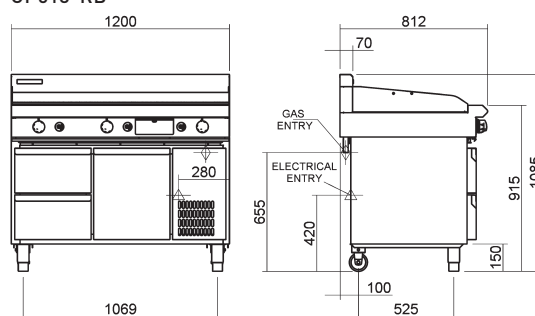
GP518-LS



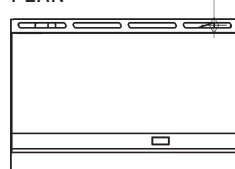
GP518-CB



GP518-RB



PLAN



BLUE SEAL

www.blue-seal.co.uk
www.bluesealevolution.com

United Kingdom

Blue Seal Limited

Unit 67
Gravelly Business Park
Gravelly
Birmingham B24 8TQ
England
Telephone 0121-327 5575
Facsimile 0121-327 9711
Email sales@blue-seal.co.uk
www.blue-seal.co.uk

Australia

Moffat Pty Limited

740 Springvale Rd
Mulgrave
Victoria 3170
Australia
Telephone 03-9518 3888
Facsimile 03-9518 3833
Email vsales@moffat.com.au
www.moffat.com.au

New Zealand

Moffat Limited

16 Osborne St
PO Box 10-001
Christchurch 8011
New Zealand
Telephone 03-389 1007
Facsimile 03-389 1276
Email sales@moffat.co.nz
www.moffat.co.nz



ISO9001
Quality
Management
Standard

Designed and manufactured by

MOFFAT

ISO9001

All Blue Seal products are designed
and manufactured by Moffat using
the internationally recognised
ISO9001 quality management
system, covering design,
manufacture and final inspection,
ensuring consistent high quality
at all times.



In line with policy to continually
develop and improve its products,
Moffat Limited reserves the right to
change specifications and design
without notice.