

Combi steamer

Project _____
 Item _____
 Quantity _____
 FCSI section _____
 Approval _____
 Date _____

Model

Convotherm 4 easyDial

- easyDial
- 20 Shelves GN 2/1
- Electric
- Boiler
- Disappearing door



Key Features

- ACS+ operating modes: Steam, Combi-steam, Convection
- ACS+ Extra Functions:
 - Crisp&Tasty - 5 moisture-removal settings
 - BakePro - 5 levels of traditional baking
 - HumidityPro - 5 humidity settings
 - Controllable fan - 5 speed settings
- easyDial: all functions can be set on one operating level
- Semi-automatic cleaning system
- HygienicCare
- USB port integrated in the control panel
- TriColor indicator ring - indicates the current operating status
- Steam generated by high-performance boiler outside the cooking chamber
- Disappearing door: more space and greater safety at work (optionally available for an extra charge)

Standard Features

- ACS+ (Advanced Closed System +) operating modes:
 - Steam (30-130°C) with guaranteed steam saturation
 - Combi-steam (30-250°C) with automatic humidity adjustment
 - Convection (30-250°C) with optimized heat transfer
- HygienicCare - food safety thanks to antibacterial surfaces:
 - easyDial control panel
 - Door handle and recoil hand shower
- easyDial user interface:
 - Central control unit, Convotherm Dial (C-Dial)
 - Digital display
 - Regenerating function - regenerates products to their peak level
 - 99 cooking profiles each with up to 9 steps
- Multi-point core temperature sensor
- Door handle with safety latch
- Built-in preheat bridge
- RS232 and RS485 interface
- Data storage for HACCP and pasteurization figures
- Preheat and cool down function

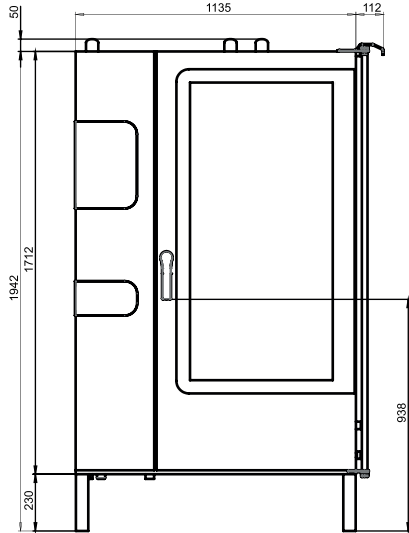
Options

- ConvoClean fully automatic cleaning system - including optional single-measure dispensing
- Steam and vapour removal - built-in condensation
- Grill model with grease management
- Marine version (see separate datasheet)
- Ethernet interface (LAN)
- Available in various voltages
- Sous-vide sensor, with external socket
- Core temperature sensor, with external socket

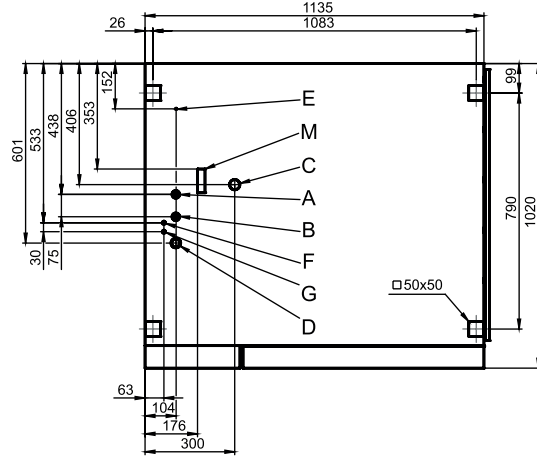
Accessories

- ConvoLink HACCP and cooking-profile management PC software
- ConvoVent 4 condensation hood with built-in grease filter
- ConvoVent 4+ condensation hood with built-in grease and odour filter
- Signal tower - operating-state indicator visible from distance
- Banquet system (optionally as a package or individually): Plate loading trolley, loading trolley, thermal cover
- Care products for the ConvoClean fully automatic cleaning system and semi-automatic cleaning

Front view

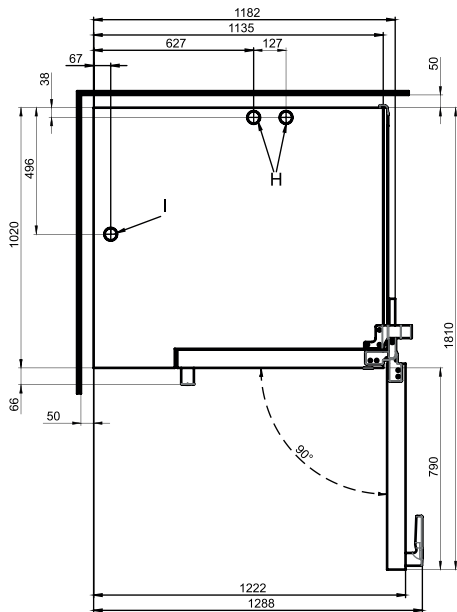


Connection positions



- A** Water connection (for boiler)
- B** Water connection (for cleaning, recoil hand shower)
- C** Drain connection DN 50
- D** Electrical connection
- E** Equipotential bonding
- F** Rinse-aid connection
- G** Cleaning-agent connection
- H** Air vent Ø 50 mm
- I** Ventilation port Ø 50 mm
- M** Safety overflow 80 mm x 25 mm

View from above with wall clearances



Dimensions and weights

Dimensions including packaging

Width x Height x Depth 1410 x 2150 x 1170 mm

Weight

Empty weight without options* / accessories 369 kg

Weight of packaging 48 kg

Safety clearances**

Rear 50 mm

Right-hand side (disappearing door pushed back) 160 mm

Left (larger gap recommended for servicing) 50 mm

Top*** 500 mm

*Weight of options 15 kg max.

**Minimum distance from heat sources: 500 mm.

***Depends on type of air ventilation system and nature of ceiling.

Installation instructions

Tilt

Absolute tilt of unit in operation* 2° (3.4%)

*Adjustable feet included as standard.

Loading capacity

Max. number of food containers

GN 1/1*	40
GN 2/1*	20
Plates max. Ø 32 cm, Ring spacing 66 mm**	122
Plates max. Ø 32 cm, Ring spacing 79 mm**	98

Maximum loading weight

GN 1/1 / 600 x 400	
Per combi steamer	180 kg
Per shelf	15 kg

*Matching loading trolley included as standard.

**Matching loading trolley available as an accessory.

Electrical supply

3N~ 400V 50/60Hz*

Rated power consumption	67.3 kW
Rated current	97.3 A
Fuse	100 A
RCD (GFCI), frequency converter (single phase)	Type A (recommended), type B/F (optional)
Recommended conductor cross-section	5G35

3~ 230V 50/60Hz*

Rated power consumption	66.4 kW
Rated current	166.9 A
Fuse	200 A
RCD (GFCI), frequency converter (single phase)	Type A (recommended), type B/F (optional)
Recommended conductor cross-section	4G70

3~ 200V 50/60Hz*

Rated power consumption	66.4 kW
Rated current	191.9 A
Fuse	200 A
RCD (GFCI), frequency converter (single phase)	Type A (recommended), type B/F (optional)
Recommended conductor cross-section	4G95

3~ 400V 50/60Hz*

Rated power consumption	67.3 kW
Rated current	97.3 A
Fuse	100 A
RCD (GFCI), three-phase frequency converter	Type B/F (recommended)
Recommended conductor cross-section	5G35

*Connection to energy optimization system included as standard.

Water connection

Water supply

Water supply	2 x G 3/4" permanent connection, optionally including connecting pipe (min. DN13 / 1/2")
Flow pressure	150 - 600 kPa (1.5 - 6 bar)

Appliance drain

Drain version	Permanent connection (recommended) or open tank or channel/gully
Type	DN50 (min. internal Ø: 46 mm)
Slope for waste-water pipe	min. 3,5% (2°)

Water quality

Water-supply connection A* for boiler, Water-supply connection B* for cleaning, recoil hand shower

General requirements	Drinking water, typically hard water
Total hardness	4 - 20 °dh / 70 - 360 ppm / 7 - 35 °TH / 5 - 25 °e
pH value	6.5 - 8.5
Cl ⁻ (chloride)	max. 60 mg/l
Cl ₂ (free chlorine)	max. 0.2 mg/l
SO ₄ ²⁻ (sulphate)	max. 150 mg/l
Fe (iron)	max. 0.1 mg/l
Temperature	max. 40 °C
Electrical conductivity	min. 20 µS/cm

*See diagram of connection positions, page 2.

Water consumption

Water-supply connections A, B

Ø Consumption for cooking**	13.4 l/h
Max. water flow rate	15 l/min

**Including water used for cooling the wastewater.

PLEASE NOTE: See diagram of connection positions, page 2.

Emissions

Heat output

Latent heat	11000 kJ/h / 3.06 kW
Sensible heat	14100 kJ/h / 3.92 kW

Waste water temperature	max. 80 °C
--------------------------------	------------

Noise during operation	max. 70 dBA
-------------------------------	-------------

ACCESSORIES

(Please refer to the Accessories brochure for detailed information)

Condensation hood ConvoVent 4*

Electrical supply

Rated voltage	1N~ 200-240V 50/60Hz
Rated power consumption	130-260 W
Rated current	1.0-1.9 A
Fuse	2.5 A

Dimensions / Weight excluding packaging

Width	1137 mm
Depth	1285 mm
Height	240 mm
Weight	97 kg

Safety clearance above**	500 mm
---------------------------------	--------

*Special condensation hoods are available for use in the stacking kit.

**Depends on type of air ventilation system and nature of ceiling.

Condensation hood ConvoVent 4+*

Electrical supply

Rated voltage	1N~ 200-240V 50/60Hz
Rated power consumption	130-260 W
Rated current	1.0-1.9 A
Fuse	2.5 A

Dimensions / Weight excluding packaging

Width	1137 mm
Depth	1285 mm
Height	373 mm
Weight	120 kg

Safety clearance above**	500 mm
---------------------------------	--------

*Special condensation hoods are available for use in the stacking kit.

**Depends on type of air ventilation system and nature of ceiling.

Please observe the following points:

- This document is to be used solely for planning purposes.
- Please refer to the Installation instructions for further technical data and guidance on installation and positioning.

9758221_02 ENG_GBR 11/14. © 2014 Manitowoc. Continuous improvements to the product may mean changes to the specification are made without explicit mention.